


Winning Tower

위닝 타워

5+

사고력




Winning Tower



Players 2 Players

Game Contents



1 Game Board



25each 25each

50 Colored Chips



1 Bag



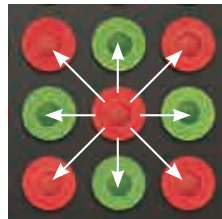
1 Game Manual

How to Play

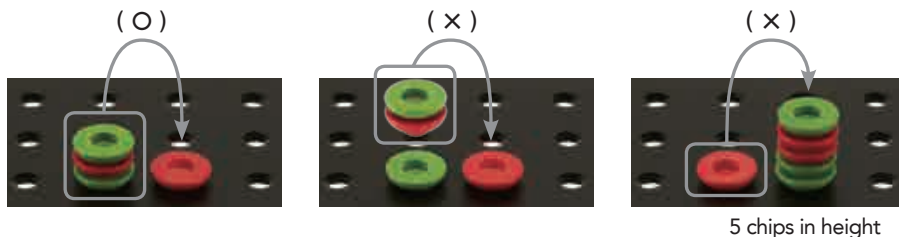
1. Put 24 red chips and 24 green chips on the board in an alternating pattern as shown in the picture below.




2. Each player chooses their chip color.
3. After choosing who will go first, play and move your chips or towers (from 2~4 stacked chips in height) to an adjacent chip or tower in any direction. Take turns playing in the same way.



4. When a single chip, or a tower with 2~4 chips is moved, move the whole stack of chips to an adjacent chip or tower as shown in the picture below. The towers must not exceed 5 chips in height.



5. Chips and towers may not be moved to adjacent spaces that are empty, and may not skip spaces.



6. Continue to play the game until neither player can move chips or towers. The game is then over.
7. To calculate points, first take all the single chip towers off the board. Then, each player counts the number of towers that have their chip on top. For each tower, a player receives one point.



8. If there is a tie, the player who has the most 5 chip towers wins.